

Ford's Colony Computer & Technology Club

COX



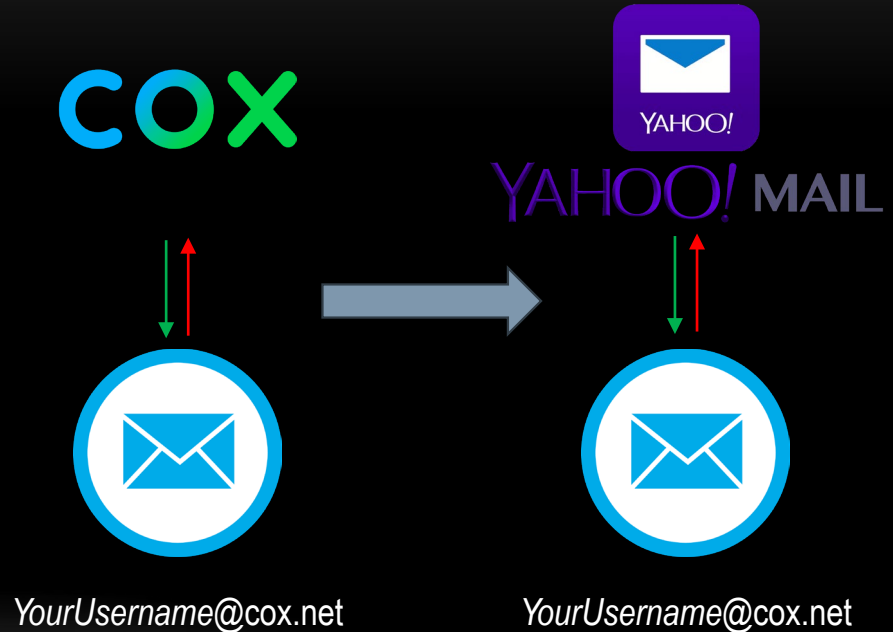
Cox Email Transition to Yahoo Email YAHOO! MAIL

April 15, 2024



COX EMAIL TRANSITION TO YAHOO EMAIL

- In February 2024, Cox Communications announced that they were getting out of the “email” business. Cox decided to transition their @cox.net email service and support to Yahoo Mail.
- This transition lets you **keep** your **@cox.net email address, messages, folders, calendar, and contacts**.
- After the move, **Yahoo Mail** will become your email provider (host) and Cox will no longer manage or support your email services.



DOES THIS EMAIL SERVICE TRANSITION AFFECT YOU?

YES

COX
Email



YAHOO! MAIL

NO

- If your email address suffix ends with **@cox.net** for example, **User@cox.net** this transition may apply to you **IF and Only IF** you wish to **retain** your **@cox.net** email address.
- The only compelling reason you may want to keep your **@cox.net** email address is that you would not need to notify all the people, businesses, etc. of your email address change should you create a new email account with another provider.
- Post transition, your email service will be hosted by Yahoo Mail, BUT you will retain your **@cox.net** email address on their system.
- Since most of us have multiple devices that we use for email (e.g. computers, tablets, smartphones, etc.) each one of these will need to be updated post transition. More on this later...

- If your email address suffix ends with anything other than @cox.net
- For Example - **@aol.com, @gmail.com, @hotmail.com, @yahoo.com, @verizon.net, @msn.com, etc.**
- You do not need to do anything with respect to this transition since your email account is hosted with another email service provider other than Yahoo Mail.



Cox Email ≠ Cox Internet Service

COX EMAIL TRANSITION TO YAHOO EMAIL

- All other services from Cox – ***cable TV, Internet, home and mobile phone*** - will remain the same.
- ***Yahoo Mail*** will make sure you stay connected by protecting your inbox with:
 - 2-Step Verification (Optional)
 - Account Recovery Email and Phone Number
 - 1,000 GB of free storage and more.
- And your <YourUserName>@cox.net email address remains operational.




YourUsername@cox.net

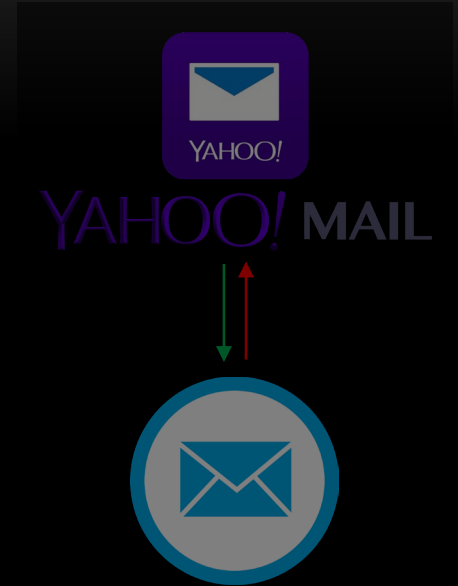
BEFORE TRANSITION

1. So far, Cox is rolling out this transition over a multi month period; so, there's no way to predict when you'll be notified.
2. Sign in to your Cox **email** account and make sure you know your **password**. You'll need it to log into your Yahoo Mail **at the time of transitioning your account**.
3. You cannot transition **until** you receive your email from Yahoo Mail notifying you that your Cox email account is ready to be transitioned.
4. Depending on your regular method of getting email, you'll receive an email message from Yahoo Mail notifying you that your Cox email account is ready to be transitioned to Yahoo Mail.
5. Once you've received the Notification email from Yahoo Mail you will no longer be able to login to Cox for your email.
6. **STOP at this point and perform the directions on the next page explicitly – the process that follows is the simplest method to get your account successfully transitioned to Yahoo Mail.**

COX



YourUsername@cox.net



TRANSITION NOTIFICATION

- Received this email on 4/12/2024 in my cox.net Inbox.
- Inbound emails to my @cox.net mailbox ceased after this email.



Welcome to Yahoo Mail!

Your cox.net email is ready for the final move to Yahoo Mail.

To continue receiving emails in this application and ensure a seamless transition, please follow these steps:

1. Visit mail.yahoo.com/login and enter your complete cox.net email address, including the @cox.net suffix, as your username. Then enter your current Cox password, and accept the Yahoo Mail Terms of Service. Upon signing in, you'll set up a new password for your new Yahoo account.
2. To continue receiving emails in this application, you'll need to sign back in with your new Yahoo Mail account. For help signing in, visit this [help site](#) from Yahoo with more information.
3. For the best mobile experience, download the Yahoo Mail app in the [App Store](#) (Apple), [Google Play Store](#), or [Amazon appstore](#). The Yahoo Mail app helps you to find what you need fast with organized views for receipts, package tracking, photos, and more to save you time and bring order to your inbox.


If you have any questions regarding the move, please visit www.cox.com/emailmove. If you're having trouble logging into your new account at Yahoo, reach out directly at Help.Yahoo.com or call our Premium Phone support line at 866-562-7250 as soon as possible.

Sincerely,
The Yahoo Mail Team

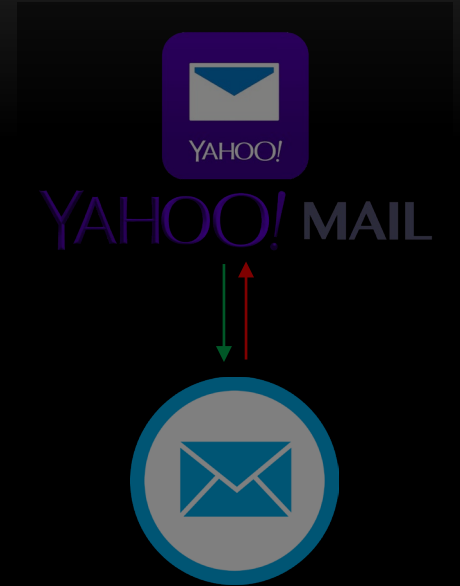
THE TRANSITION

1. Open up an *Internet browser* on a device of your choice, preferably a computer or tablet.
2. Enter <https://mail.yahoo.com/> in the argument field (the box at the top of your browser).
3. Sign in using your full Cox email address ***YourUserName@cox.net*** email address and **Cox** email password.

COX



YourUserName@cox.net



GET STUFF
DONE

YourUserName@cox.net

Save time? Save money?
Done and done with Yahoo Mail.

Let's go

The screenshot shows a mobile-style view of a Yahoo Mail inbox. At the top, it says 'Mail' with '20 unread' and icons for settings, attachments, and search. Below that are tabs for 'Inbox', 'Attachments', 'Starred', and 'Unread'. The main content area features a delivery notification: 'Your headphones are out for delivery' with a delivery truck icon and 'Expected in 1 hour'. Below this is a section for 'TODAY' with an 'Edit' link. The email list includes: 'The Huston' (Just now) about tech deals; 'Jonathan, David, Susan' (5m) about adding a roommate; and 'Windy Airlines' (1h) about a summer sale on flights.

Enter <https://mail.yahoo.com/> ; then select **Sign In**

Yahoo makes it easy to enjoy what matters most in your world.

Best in class Yahoo Mail, breaking local, national and global news, finance, sports, music, movies and more. You get more out of the web, you get more out of life.

yahoo!

Sign in to Yahoo Mail
using your Yahoo account

Username, email, or mobile

|

Next

Stay signed in [Forgot username?](#)

Create an account

Now enter **YourUserName@cox.net** - then select **Next**

Yahoo makes it easy to enjoy what matters most in your world.

Best in class Yahoo Mail, breaking local, national and global news, finance, sports, music, movies and more. You get more out of the web, you get more out of life.

The form is a white rounded rectangle with a subtle drop shadow. It contains the Yahoo logo at the top, followed by the email address 'YourUserName@cox.net'. Below that is the heading 'Enter password' and the subtext 'to finish sign in'. A password input field is shown with a label 'Password', a series of dots for the password, and a toggle icon on the right. A blue 'Next' button is centered below the input field, and a blue link 'Forgot password?' is positioned below the button.

Yahoo makes it easy to enjoy what matters most in your world.

Best in class Yahoo Mail, breaking local, national and global news, finance, sports, music, movies and more. You get more out of the web, you get more out of life.

yahoo!

YourUserName@cox.net

Let's confirm all your details are here

Full name

Date of birth

By clicking "Next", you agree to the [Terms](#) and acknowledge the [Privacy Policy](#)

Next

Confirm your name and DOB, correct, if necessary, then Select **Next**

Yahoo makes it easy to enjoy what matters most in your world.

Best in class Yahoo Mail, breaking local, national and global news, finance, sports, music, movies and more. You get more out of the web, you get more out of life.

yahoo!

YourUserName@cox.net

Create a new password

Don't use a variation of an old password or any personal information.

New password

Strong - you did it!

Continue

[Password help](#)

[I'll do this later](#)

Now create a New password for your email account; then Select **Continue**



Compose



Archive

Move

Delete

Spam



Sort



15



Inbox 21

Unread

Starred

Drafts

Sent

Archive

Spam

Trash

Less

Views Hide

Photos

Documents

Emails to myself

Subscriptions

Receipts

Credits

Travel

Today



TurboTax

Ad

IRS Deadline Is Here. Get Your Max Refund. File your taxes now! 100% accurat...



Yahoo



Password change for your Yahoo account Hi Rick, The password ... 3:58 PM



Yahoo



Unexpected sign-in attempt Hi rachase, rachase@cox.net Someo... 3:55 PM



David Newstrom



COX Service Change Concern Sent from my iPhone Hello Rick, An... 1:44 PM



Howard Maltz



Reminder: FC Computer Tech Club Meeting Monday, April 15 7:... 8:48 AM



iTunes Store



iTunes Match: Your subscription will automatically renew in 30 ... 3:47 AM

Yesterday



Classmates.com



James Napoda, send these schoolmates a private message! C... Apr 12



Michael Monteith



Power of Endowment gifts, treating the community like family, ... Apr 12



Yahoo Mail



Important information about your Cox account Welcome to Yah... Apr 12



The Tunity Team



Introducing Tunity's TV Detector Experience detected TVs before... Apr 12



a



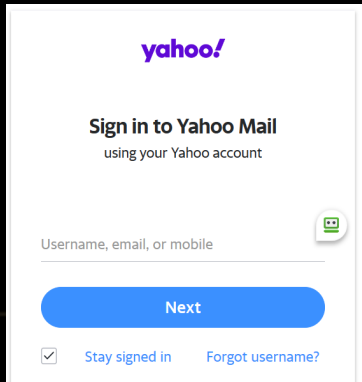
Delivery Error UPS YOUR PACKAGE AWAITS! Don't miss out on yo... Apr 12

When you see a screen like this in your browser – it indicates that you have successfully transitioned your email account to Yahoo Mail

WAYS YOU WILL BE ABLE TO ACCESS YOUR EMAIL AFTER YOU ARE MOVED TO YAHOO MAIL


Yahoo Webmail (using a browser)

1. Go to <http://mail.yahoo.com/> using an internet browser.
2. Sign in using your full Cox email address **YourEmailUserName@cox.net** email address and password.



Yahoo Mail App on a mobile device

1. Install the **Yahoo Mail app** from the Apple App Store or Google Play Store.
2. Sign in using your <UserName>@cox.net email address and password.



<https://mail.yahoo.com/>

WAYS YOU WILL BE ABLE TO ACCESS YOUR EMAIL AFTER YOU ARE MOVED TO YAHOO MAIL

Pre-Installed Mail App on a mobile device

- Many smartphones and tablets will have a pre-installed email app, often called “*Mail*” where you can add multiple email accounts.
- To set up Yahoo on these apps, select your device and follow the appropriate instructions:
 - [Android Device](#)
 - [Apple iPhone, iPad, & iPod Touch](#)
 - [Other Devices](#)

Third-party email clients (Outlook, Thunderbird, etc.)

As a part of the move process, the various settings that allow a third-party email client to operate will need to be created on your part to reflect the new Yahoo settings.

For more information about necessary settings see:

[Fix POP or IMAP client sending and receiving issues](#)

Does your third-party email client use POP (Post Office Protocol)?

- If **YES**, then you’ll need to create a new account within your POP access settings for Yahoo email.
- Refer to [POP access settings and instructions for Yahoo Mail](#)
- **Caution: When updating settings, do not delete your account as you may lose your emails.**
- If **NO**, then you’ll need to set up your email account in third-party email applications using IMAP. See [IMAP server settings for Yahoo Mail](#)

YAHOO MAIL SERVER SETTINGS

Incoming Mail (IMAP) Server

- Server - imap.mail.yahoo.com
- Port - 993
- Requires SSL - Yes

Outgoing Mail (SMTP) Server

- Server - smtp.mail.yahoo.com
- Port - 465 or 587
- Requires SSL - Yes
- Requires authentication - Yes

Your login info

- Email address - **YourUserName@cox.net**
- Password - Generate App Password
- Requires authentication - Yes

- These are the Inbound and Outbound server settings for Yahoo Mail.
- SSL authentication should work with most email clients; however, some 3rd party email clients may use a different authentication protocol
 - One example is Thunderbird, which uses ***Oauth2***
- Start with SSL and if it does not work, try the other authentication protocols until you find the one that works with your email client.